

# PALMA SERIES

*Local air-conditioners in split design with inverter technology*



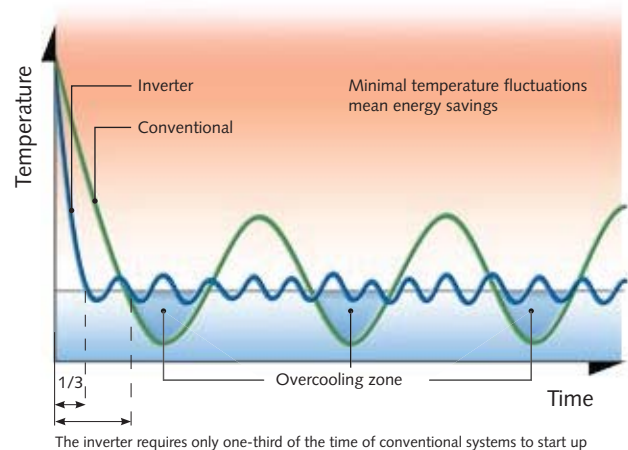
## REMKO RKL 491 DC *S-LINE*

For the first time, state-of-the-art inverter technology has been used for an air-conditioner in a split design. The result is excellent efficiency and a reduced noise level. The inverter technology provides maximum comfort as temperature fluctuations in exiting air are reduced to a minimum. The REMKO split-design air-conditioner consists of two units. The condenser unit (outdoor unit) and the evaporator unit (indoor unit) were designed to be separate. The condenser unit is set up outside. All units in the series are equipped with a suspension unit which allows it to be attached to an outside wall. The *S-LINE* series convinces with its modern optics in a trendy silver colour.



- Inverter technology
- Very high cooling capacity
- Refrigerant, total length 3 m, removable using quick coupling system
- Programmable 24-hour timer function
- Air outlet with swing function
- Gradually adjustable air outlet direction
- Removable air filter
- Practical electronic system for operation with digital display of temperature and operating states
- Universal use
- Compact design requiring minimum space for setup
- Standard infrared remote control
- Integrated condensate pump

### Modern inverter technology





### Technical data

Unit type	RKL 491 DC	
Cooling capacity	kW	4.3 (1.8-4.6)
Energy efficiency class		B
Energy efficiency size SEER		4.6
Energy consumption, annual, $Q_{ce}$	kWh	346
Cooling power consumption	kW	1.31
Usage area (room size) approx.	m <sup>3</sup>	120
Operating range - indoor unit	°C	+16 to +30
Operating range - outdoor unit	°C	+21 to +43
Air flow volume per speed setting	m <sup>3</sup> /h	380/520/600
Sound pressure level of indoor unit per speed setting <sup>1)</sup>	dB(A)	45/48/54
Max. sound power indoor unit/outdoor unit	dB(A)	59/64
Voltage supply	V/Ph/Hz	230/1~/50
Length of the refrigerant line, max. <sup>2)</sup>	mm	3000
Dimensions - indoor unit - height/width/depth	mm	695/470/335
Dimensions - outdoor unit - height/width/depth	mm	490/510/230
Weight - indoor unit / outdoor unit	kg	35.0/14.0
<b>Split-design</b>		
Ref. no., colour: white		1615490
<b>Split design S-LINE</b>		
Ref. no., colour: silver		1615491


<sup>1)</sup> Distance 1 meter in open air    <sup>2)</sup> Usable length 2,300 mm



Inverter technology




Flexible use



Split design



Infrared remote control



Integrated filter system